

Technical data sheet

Load monitoring · LOCC-Box Accessories

Copper bus bar, tin-plated, for 4 modules

Length: 50.4 mm

Height × Depth: 10 × 3 mm



Identification

Type LOCC-Box-CU 7-6426.004.2
Part No. [716426.004.2](#)

Product version

Datasheet version 01

General

Accessories CU rail 10 × 3 mm
Design Rod 50.4 mm
Material Cu, tin-plated surface
Dimensions (L×H×T) 50.4 × 10.0 × 3.0 mm
MTBF 659000 h
Weight/unit 0.013 kg
PU (units) 10

General ambient conditions

Operation temperature range -25 °C ... +50 °C
Storage temperature range -25 °C ... +50 °C

Approvals/Standards

Standards DNVGL-CG-0339
Temperature Class D – not certified
Humidity Class B – not certified
Vibration Class B – not certified
Enclosure Class A – not certified

USA: LUTZE INC.

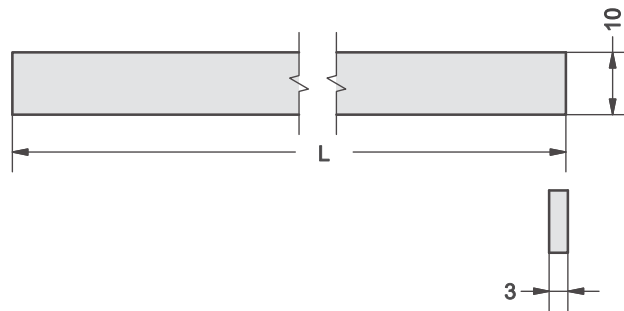
13330 South Ridge Drive • Charlotte, NC 28273, USA
Tel. +1 (704) 504-0222 • Fax +1 (704) 504-0223
www.lutze.com • info@lutze.com

12.03.2024 • Subject to technical modification
Part No. [716426.004.2](#) • Datasheet version: 01

Technical data sheet

Load monitoring · LOCC-Box Accessories

Dimensions

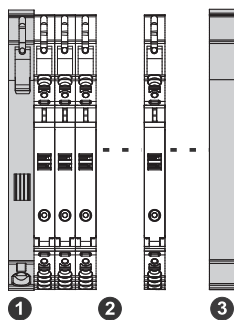


	L [mm]	Modules	VE / PU
716426.004.2	50.4	4	10
716426.008.2	82.8	8	10
716426.016.2	147.6	16	10
716426.032.1	277.2	32	1
716426.064.1	536.4	64	1
716426	1000.0	-	1

Use

DE Standard Anwendung
EN Standard Application
FR Application standard

L = 18 mm + 8,1 mm x n **6**
L = 18 mm + 8,1 mm x n **5**



*n= LOCC-Box Module/Modules
/Modules

DE

- 1 Einspeiseklemme aus Set 716425/ 716447
- 2 Überwachungsbaustein – LOCC-Box
- 3 Endblock aus Set 716425/ 716447
- 4 Einspeiseklemme mit Ausbruch (716421)
- 5 Kupferschiene (716426/ 716426.xxx.x)
- 6 Abdeckung Kupferschiene (716427)

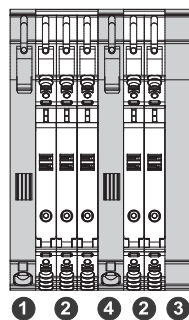
EN

- 1 Supply terminal from set 716425/ 716447
- 2 Monitoring Module – LOCC-Box
- 3 End terminal from set 716425/716447
- 4 Supply Terminal with outage (716421)
- 5 Copper rail (716426/ 716426.xxx.x)
- 6 Cover copper rail (716427)

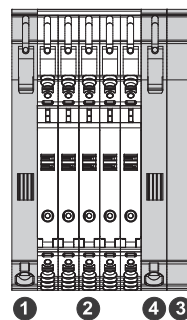
FR

- 1 La borne de raccordement au réseau se trouve dans le kit 716425/ 716447
- 2 Convertisseur de mesure – LOCC-Box
- 3 Borne d'extrémité est inclus dans le kit 716425/ 716447
- 4 Borne d'alimentation avec encoche (716421)
- 5 Barre de cuivre (716426/ 716426.xxx.x)
- 6 Recouvrement pour rail cuivre (716427)

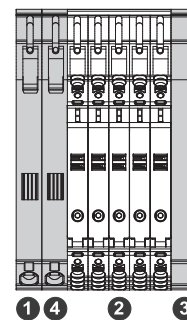
DE Anwendung mit Einspeiseklemme und Einspeisekl. mit Ausbruch mittig
EN Standard application with supply terminal and supply terminal cutout center
FR Application standard avec borne d'alimentation et borne d'alimentation avec encoche au milieu



DE Anwendung mit Einspeiseklemme und Einspeisekl. mit Ausbruch rechts
EN Standard application with supply terminal and supply terminal cutout right
FR Application standard avec borne d'alimentation et borne d'alimentation avec encoche à droite

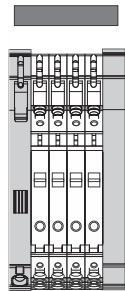


DE Anwendung mit Einspeiseklemme und Einspeisekl. mit Ausbruch links
EN Standard application with supply terminal and supply terminal cutout left
FR Application standard avec borne d'alimentation et borne d'alimentation avec encoche à gauche



Use

716426.004.2



4